

Images Photography Group Inc

Learning & Creativity Through Shared Experiences

Creative Shotz

Issue 113 April 2017

Hi All

Well, it is coming up to that time of year, AGM next month, we need more member to step up and join the committee. In particular we are looking for someone to take over the position of Newsletter Editor, Julie has regrettably resigned due to the pressure of work.

It was great to see all the Summer Assignments last month, well done too all that participated. Hope you all found the feed back given by Michelle constructive and helpful.

The weekend of 31st March - 2nd April 2017 I did a workshop at Tongariro National park with Richard Young of New Zealand Photography Workshops, along with four others of all levels of competency.

We all met in the bar (funny how photographers all seem to gravitate towards a cafe or bar) of Skotel Alpine Resort in Whakapapa village, which was going to be our base for the weekend around 6.00pm on the Friday evening, before collecting our gear and heading out to photograph the sunset over Ngauruhoe from the Lava Mounds. Unfortunately the sunset wasn't going to be that great due to a large bank of cloud out west, but we did manage to get some reasonable images. After the light had faded it was back to Skotel for drinks and dinner.

Next morning (Saturday) up early for sunrise and back down to Lava Mounds, we returned for breakfast followed by a lecture on basic camera settings and setting cameras up to shoot in manual mode. This is where I learnt a lot and found the weekend invaluable. We then collected a packed lunch provided by Skotel and headed towards Taranaki Falls, about 6 km / 2 hrs loop, near the junction of the Tongariro Northern circuit track. Taranaki Falls are quite spectacular as the Wairere stream tumbles over the edge thru about a 2m wide gap 20m to the valley floor.


Back at Skotel late afternoon for a well needed rest, head up the mountain to the top of the Bruce road for sunset. A lot of the time we were covered in misty clouds with Tongariro and Ngauruhoe popping up above the low cloud.

Sunday we decided to give the sunrise a miss as the weather had taken a


turn for the worst. We ventured down to Tawhai Falls, a lot short walk than the day before, only 20mins. Then it was on to Lake Rotopounamu in the light drizzle that was falling. From Lake Rotopounamu we bid farewell to new friends and made our individual ways home. All in all a great weekend with great Alpine scenery, great Instructor & Guide in Richard and of course, great company.

I would highly recommend New Zealand Photography workshops to everyone.


Stuart.



Sunset Ngauruhoe




Sunset looking north



Sunrise Ngauruhoe & Tongariro




Wairere stream & Ruapehu



Taranaki Falls



Ruapehu Sunset



Tawhai Falls

<i>What's Coming Up</i>	
<i>April</i>	
<i>Saturday 29th April</i>	<i>Arylies Garden outing, see website for more info.</i>
<i>Sunday 30th April</i>	<i>Steel & Wheels Waiuku</i>
<i>May</i>	
<i>Tuesday 9th Club night</i>	<i>AGM, Theme, "Autumn"</i>
<i>Sunday 21st</i>	<i>Lightroom Fundamentals Workshop</i>
<i>June</i>	
<i>Tuesday 13th Club night</i>	<i>Theme "Night Sky"</i>
<i>Sunday 4th</i>	<i>Pink Walk 5.30 – 7.30</i>
<i>July</i>	
<i>Tuesday 10th Club night</i>	<i>Theme "Eyes"</i>
<i>Sunday 16th</i>	<i>Gadget workshop</i>
<i>Saturday 29th</i>	<i>Salon</i>

Quote of the Month

"A LOT OF PEOPLE THINK THAT WHEN YOU HAVE GRAND SCENERY, SUCH AS YOU HAVE IN YOSEMITE, THAT PHOTOGRAPHY MUST BE EASY."

GALEN ROWELL



Fundamentals Workshop

Intro:

This workshop is intended for those who require simple management of their image database, would like to learn how to easily improve an image, develop a presentation or create a website, all very intuitively.

You'll be taught workflow techniques, right from taking the shoot, importing the image, developing it in Lightroom through to the final output .

Lightroom is an amazing tool to manage all your digital images, especially when you start building up a large arsenal of pictures, which, as you probably know, can become very unruly to deal with.

Without some tool to put them in the correct order and be able to easily retrieve for manipulation and presentation, the management of these pictures will very soon become a real nightmare.

This is a hands on workshop with handouts, you will need to bring along a laptop with Lightroom loaded, or you can download a free trial closer to the day.

Tutor: Robert Peper
Venue: Patumahoe Bowling Club, 3 John St, Patumahoe.
Date: **Sunday 21st May 2017**
Time: 9.30am – 1.30pm
Cost: **\$50**

Please register your interest with Lynn, treasurer@images.org.nz.

Club Member Profile

Name : Gary Morriss Gary sits down the back with Ewen

Personal


Where were you born? Wellington
 What suburb do you live in? Mauku
 What is your day job? Soil Health Consultant, Waste water development project.
 Other interests? Gliding
 Spouse/partner name Midge
 Children None that I know of

Photography

How did you get involved? Interested all my life
 How long have you been doing it? Serious interest 2 years ago
 What is your favourite topic to photograph Landscape and nature
 How long did it take you to discover what you liked photographing most? With only a couple of years of seriously endeavoring to improve photography skills, I guess topics may well change.
 What equipment do you use? Nikon D7100 Camera with Nikkor 18-300mm and Tokina 11-16mm Wide Angle lens
 Are you certified, eg – LPSNZ? No phyciatric problems that I'm aware of !!
 How long, on average, would you take developing ONE photo on the computer? Less than a minute with Adobe "Lightroom" but expect will be longer time with "Photoshop" that I'm just starting to use.
 What is your current goal with photography? To increase skills across a broad range of techniques
 What is your favourite photo/s? Where did you take it? When did you take it? (copy please) Stream in Hunters Bush. Taken November 2015 at "Image Photography Group" Workshop

For Fun

Favourite music? Easy listening
 Favorite song/s? Constantly changing
 Favourite TV shows? Nature documentaries
 Favourite movies? ??? Don't really do movies.
 Favourite books? Non fiction
 Favoutie meals? Seafood and into real Japanese food
 Favourite Drinks? Beer, G&T, good wine
 Favourite holiday Destination? Rarotonga
 Favourite time of year? Spring season
 Favourite Quotation? "Life is 10% what happens to you and 90% how you react to it" – Charles R Swindoll



Gary's favourite image

Exposure Guide for using ND Filters

Normal Exposure	2 stops	4 stops	6 stops	10 stops
1000th	250th	60th	15th	1 sec
500th	125th	30th	8th	2 sec
250th	60th	15th	½ sec	4 sec
125th	30th	8th	¼ sec	8 sec
60th	15th	½ sec	1 sec	15 sec
30th	8th	¼ sec	2 sec	30 sec
15th	½ sec	1 sec	4 sec	1min
8th	¼ sec	2 sec	8 sec	2min
½ sec	1 sec	4 sec	15 sec	4min
¼ sec	2 sec	8 sec	30 sec	8min
1 sec	4 sec	15 sec	1min	16min
2 sec	8 sec	30 sec	2min	32min

<https://www.photographytalk.com/photography-articles/7333-mastering-filters-series-neutral-density-filters>

Night Sky

Instructions for Shooting Night Sky

With June Club night being 'Night Sky' here are some instructions for shooting the star without getting movement of the stars.

It all depends on the type of camera you use (full frame or crop sensor) and the lens you are using. ie: with Nikon you multiply focal length by 1.5, with Canon you multiply focal length by 1.6.

ie: 10mm wide angle on a full frame will be 10mm, on a crop sensor Nikon will be 15mm (10x1.5) on crop sensor Canon will be 16mm (10x1.6).

Start with ISO 3200, a high ISO is essential to collect enough light to render a bright image of the Milky Way. ISO 3200 is a good starting place.

Set a long Shutter speed using your lens at the widest aperture, use the "500 rule", which calls for you to divide 500 by the focal length of lens using. So if you have a 10mm on full frame you will set your shutter speed to 50sec. Crop sensor Nikon $500/15 = 33\text{sec}$, Crop sensor Canon $500/16 = 31\text{sec}$.

For more detailed guide:

<https://www.lightstalking.com/how-to-photograph-the-milky-way/>

Processing Lightroom:

[guide:https://www.youtube.com/watch?v=ffvS-g2cajM](https://www.youtube.com/watch?v=ffvS-g2cajM)




Photo: Bev

<https://www.youtube.com/watch?v=nEkh4WsTY>

Images Result 11th April 2017

Intermediate

1st Place	Julie Carswell "Captive Kea"
2nd Place	Julie Carswell "The Mighty Waikato"
3rd Place equal	Robyn Wilkinson "Allium", "Maddy"
Honours:	Ewen McIntyre, Anita Harris, Margaret Donald, June Handley, Robyn Wilkinson, Diane Todd, Julie Carswell.
Highly Commended:	Ewen McIntyre, Anita Harris, Margaret Donald, Gary Morriss, Diane Todd.

Intermediate Points:

	Set	Open	Bonus	Aggregate
Julie Carswell	26		5	31
June Handley	26			26
Robyn Wilkinson		24		24
Ewen McIntyre	23			23
Anita Harris	23			23
Margaret Donald	23			23
Diane Todd	10	12		22
Gary Morriss	10	7		17
Raewyn Lane	8			8

"THERE'S JUST SOMETHING YOU CAN'T
TRUST ABOUT A PERSON WHO DOESN'T LIKE
BLACK AND WHITE"

LIGHT STALKING

Images Result 11th April 2017

Advanced

<i>1st Place equal</i>	<i>Bill Fitzgerald "Lucy" Stuart Braithwaite "No Title"</i>
<i>2nd Place equal</i>	<i>Bev McIntyre "Raindrops & Fungi" Lynn Johnstone "Masai Boy"</i>
<i>Honours</i>	<i>Lynn Johnstone, Bev McIntyre, Bill Fitzgerald, Stuart Braithwaite.</i>
<i>Highly Commended</i>	<i>Sandy Campbell, Bill Fitzgerald</i>

Advanced Points

	<i>Set</i>	<i>Open</i>	<i>Bonus</i>	<i>Aggregate</i>
<i>Bill Fitzgerald</i>		<i>21</i>	<i>5</i>	<i>26</i>
<i>Stuart Braithwaite</i>	<i>13</i>	<i>7</i>	<i>5</i>	<i>25</i>
<i>Bev McIntyre</i>	<i>8</i>	<i>12</i>		<i>20</i>
<i>Lynn Johnstone</i>		<i>12</i>		<i>12</i>
<i>Sandy Campbell</i>	<i>10</i>			<i>10</i>

"YOU DON'T TAKE A PHOTOGRAPH YOU MAKE IT".

ANSEL ADAMS



"If you think of gardening as an art form, Ayrilies is the best expression of that art." This is a quote by Jack Hobbs, manager of Auckland Botanic Gardens. Situated in the gently rolling country of east Auckland, this is one of New Zealand's best known gardens, characterised by sweeping lawns and informal but detailed plantings by ponds and waterways. A strong but sensitive use of colour is a hallmark of Ayrilies seen best in the lurid border where 'hot' colours are used to great effect and in other areas where old roses, clematis and perennials are combined in romantic profusion.

Ayrilies is a seasonal garden where the owner has been challenged to have some plant at its best every week of the year, keeping horticultural and botanical interest in balance with the landscape. The garden has an almost subtropical climate which allows exotic plants such as Petrea, Alocasia, bromeliads, the flamboyant vireya rhododendrons and the exotic Ficus dammaropsis from New Guinea to flourish.

Join us on this outing, hopefully we will have lovely Autumn colours to photograph for May's theme "Autumn".

Date: Saturday 29th April

Time: 10am - 4.00pm

Where: 125 Potts Road, Whitford, Auckland.

Admission: \$20

Please contact Treasurer, Lynn Johnstone: treasurer@images.org.nz





"Number 8 Latch" Ewen McIntyre



"Speed Stands Still" Gary Morriss



"Duck Reflection" Diane Todd



"Iconic Kiwi Xmas Tree" Sandy Campbell



"Gumboots" June Handley



"School Bag" June Handley



"Waiting" Ewen McIntyre



"Kids Will Be Kids" Raewyn Lane



"Mum's Kitchen" Gary Morriss



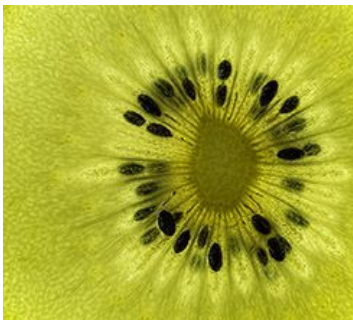
"Marmite on Toast" Diane Todd



2nd equal "Masai Boy" Lynn Johnstone



"Ngauruhoe Sunrise" Stuart Braithwaite



1st equal "No Title" Stuart Braithwaite



"Eggs For Breakfast" Bev McIntyre



1st equal "Lucy" Bill Fitzgerald



2nd equal "Raindrops & Fungi" Bev McIntyre



*“ What You Thinking Little Girl”
Bill Fitzgerald*



*3rd Place equal “Allium”
Robyn Wilkinson*



*3rd Place equal “Maddy”
Robyn Wilkinson*

Your Committee

President: Stuart Braithwaite	president@images.org.nz
Immediate past President: Bill Fitzgerald	pastpres@images.org.nz
Secretary: Bev McIntyre	secretary@images.org.nz
Treasurer/Digital Convenor: Lynn Johnstone	treasurer@images.org.nz , digitalconv@image.org.nz

