



Creative Shotz

Issue 117 - August 2017



Over a coffee

News and ramblings from your editor



Events, Exhibitions, Competitions & Workshops

Things to photograph around Auckland & Waikato, Competitions to enter and workshops being offered around the country that are not club organised



What has been happening and what is coming up

Reviews of Outings & Workshops we have done and whats coming up



Who got what

The points table and submitted images from last meeting



Tips and tricks

Helpful hints and techniques & learning

Over a coffee

Well another month has passed and this has been a busy one for your hard working Editor!

First I turned a year older, where do the years go! Seems like yesterday I was 21....

Also had been asked by one of the local Schools in Te Awamutu to help take some photos for them for their website. An afternoon off work and 300 photos later hopefully got some they like to use, working with lots of children isn't my preferred photography style so was interesting!

Also while many of you braved the early morning at Port Waikato, my other club, Te Awamutu Camera Club, had a day out at the Otorohanga Steamfest. A good day was had despite the weather turning somewhat wet. We even got to ride on the steam train. Another 200 photos to edit!

Next year the Otorohanga Steamfest is planning even bigger things so book in early for next years event. Images of course have an outing to Thames in November for the Thames Steampunk day, hope to see you all there.

As I missed the August club night, Bev tells me it was an enjoyable night and David Collier the judge was very interactive and some interesting discussions were had. He gave me an honour and 3rd place so he must have been ok :)



Bev had provided a write on the Port Waikato outing and I must say I am very impressed with the photos supplied, you can see them further in the newsletter!

Events, Exhibitions, Competitions & Workshops



Hosted by Stratford Camera Club – Sept 29th to Oct 1st 2017

Keynote Speaker : Ron Willems is a seasoned creative digital photographic artist. He has been a frequent keynote speaker at various Australasian photographic conventions, lecturing in a relaxed, informative and engaging style.

He became one of New Zealand's most successful photographers of all time in the medium of colour transparency last century, winning the National Salon of Photography, Robinson Cup & PSNZ Gold Medal six times in different years with a range of creative images.

Full details on their website [Here](#)

Photography Road Trip with a difference

Snapshot Cameras in Hamilton run a number of workshops and outings. This one looks interesting, especially for you Canon users as they will have some Canon demo stock for people to try on day.

Come Join the Team from Snapshot for a morning taking a trip down memory lane at the Classic Car Museum

Over 100 classic cars, but not just cars..

Our collection encompasses a range of interests including an extensive collection of petrol memorabilia - enamel signs, pumps, tins and oil bottles. There is something Classic for the whole family, we cater for a wide range of interests with vintage toys, pedal cars and scenes from early New Zealand. Cost \$25 entry

More Details can be found on their events pages [Here](#)



Eden Garden Tulip Festival

Saturday 2nd September 2017

Sunday 3rd September 2017

Discover this wonderfully peaceful sanctuary in the heart of Auckland. Wander through our 5.5 acre award-winning garden on the side of Mt Eden. Take a day or an hour to explore our many plant collections including perennials, vireyas, camellias, bromeliads and native New Zealand plants. There's always something in bloom. Enjoy the waterfalls, rock formations, resident native birds and fabulous city and harbour views.

We are open every day (except Christmas Day) from 9AM to 4PM.

The Cafe is situated in the garden and open from 10AM to 3:30PM all year round (closed on Christmas Day).

Admission to Eden Garden (including the Cafe) :

\$10 per adult

\$6 per Seniors, Students, Explorer Bus

Children 12 and under are free

More details [Here](#)

Steampunk the Thames

A huge programme!! And an Images outing on November 11th!!

Full details available on their website [Here](#)

For those that haven't been to a Steampunk festival they are excellent Photo opportunities with great costumes and carnival atmosphere, well worth while.

***Another Steampunk outing is the Steampunk Express 2017
28th October @Pukemiro Bush Tramway Club , 1153a Rotowaro
Details [Here](#)***



What has been happening and what is coming up

Black and White Workshop

Hi all club members and visitors.

Last weekend we had a B&W workshop at the Patty Bowling Club. Yip, I know, when you think Black & White, you think simple, take a good coloured photo and desaturate or flick the switch and “Hey presto”, you have a B&W. Well to some degree that is true.

Now imagine B&W with all the depth, emotion and effects that draw you into a story that the author has created. Thats right, Not just B&W. We all had our eyes opened when were taken through the B&W effects while using Greys, Charcoals and even Silvers, as well as changing the colours shadows and exposure and highlights to create incredible photos with depth and contrast. We went from a flat 1 dimensional photo to look at, to a 3 dimensional photo to look into.

A very successful day for all that attended, and once again a BIG thank you to Stu for taking the time to help us to achieve great photos. I highly recommend these workshops as they are very informative, and those that are more experienced are more than happy to help the less experienced, with what you are wanting to achieve.

Thanks Angela Hale.



What has been happening and what is coming up

Port Waikato Outing

Port Waikato Outing Saturday 19th August by Bev McIntyre.

We got up at the unheard-of (for some of us anyway) time of 4am to be ready to head to the port for a 6am off to Maraetai Bay. Nine enthusiastic people turned up, admittedly one slightly less enthusiastic person did arrive a wee bit after the rest of us.

Almost everyone trekked off over the sand dunes to their selected spot. Ewen, being far more sensible elected to stay close to the carpark & his billy to make himself a cuppa.

He was joined by the late arrival, you may spot them in the distance.

I entertained myself while waiting for sun-up by practising long-exposure out over the coast. Then we finally got some colour & I took my first serious long-exposure sun rise photo using filters.

I then decided to try to get some foreground interest by picking up my gear & running (as fast as you can run on a sand dune) down to a likely place I had spotted.

Took my photos then turned around & noticed my tracks up & around the sand dune, then looked up and thought 'oh bother' I have to walk back up again.

Then we were all done & gathered for the walk back to the cars. Well, most of us gathered, Bill & Robyn were still arriving from their distant spots. (Photo credit Ewen from far away.)


Those of us who had worn gumboots had a quick walk across the incoming tide, while others with less waterproof footwear took the long way round.

It was yet again another fun outing, the company was great even at 6am.

Most of all the weather was kind after all the rain during the previous week and our president was heard to mutter that it was '25% worth getting out of bed for'. So it must have been good!!

Thanks everyone for turning out and making it a good experience. Another first to tick off my list.





Set up



Ewen and Ian



Practice



Long Exposure



Foreground



Tracks



Up the Dunes



Ewens Photo

What is coming up - Calendar and events

September

<i>Tuesday 12th September - Club Night</i>	<i>Theme "Reflections" - Internal Judging</i>
<i>Sunday 17th September - Workshop</i>	<i>Macro & Gadgets Workshop</i>
<i>TBA - Outing</i>	<i>TBA</i>

October

<i>Tuesday 10th October - Club Night</i>	<i>Theme "Scapes" B&W Outside Judge</i>
<i>TBA - Workshop</i>	<i>TBA</i>
<i>TBA - Outing</i>	<i>TBA</i>

November

<i>Tuesday 14th November - Club Night</i>	<i>Theme "" Internal Judging</i>
<i>November - Workshop</i>	<i>TBA</i>
<i>Saturday 11th November - Outing</i>	<i>Thames : Art Deco Buildings and Steampunk</i>

Quote of the Month

"No photographer is as good as the simplest camera"
Edward Steichen



What is coming up - Calendar and events

GADGETS & MACRO WORKSHOP

SUNDAY 17TH SEPTEMBER



TRIPODS, FLASH GUNS, LENSES, FILTERS
ETC. ETC. ETC.

WE ARE GOING TO HAVE A DAY OF PLAYING WITH
ACCESSORIES FOR YOUR CAMERAS.

BRING ALONG WHATEVER GEAR YOU HAVE SO WE CAN
SHOW & COMPARE DIFFERENT SYSTEMS.

WE WILL BE HAVING A MINI MACRO WORKSHOP ALSO
USING FLASH, FOCUS STACKING & SOFT FOCUS
AT THE PATUMAHOE BOWLING CLUB

FROM 10AM TO 2PM

COST \$20

EMAIL LYNN, TREASURER@IMAGES.ORG.NZ

BY TUESDAY 12TH SEPTEMBER





The Thames Steampunk festival 2017

Happening 9th - 12th November 2017

Opportunity to Photograph the Art Deco buildings of Thames and the Steampunk festival, for December club night theme

Date: Saturday 11th November, the parade begins at 10.30

Bring along lunch with you or buy there and of course your camera

For those wishing to car pool, speak to others in the club who are intending to go down and make arrangements, when and where to meet and time.

Please register your interest in coming with Lynn at treasurer@images.org.nz

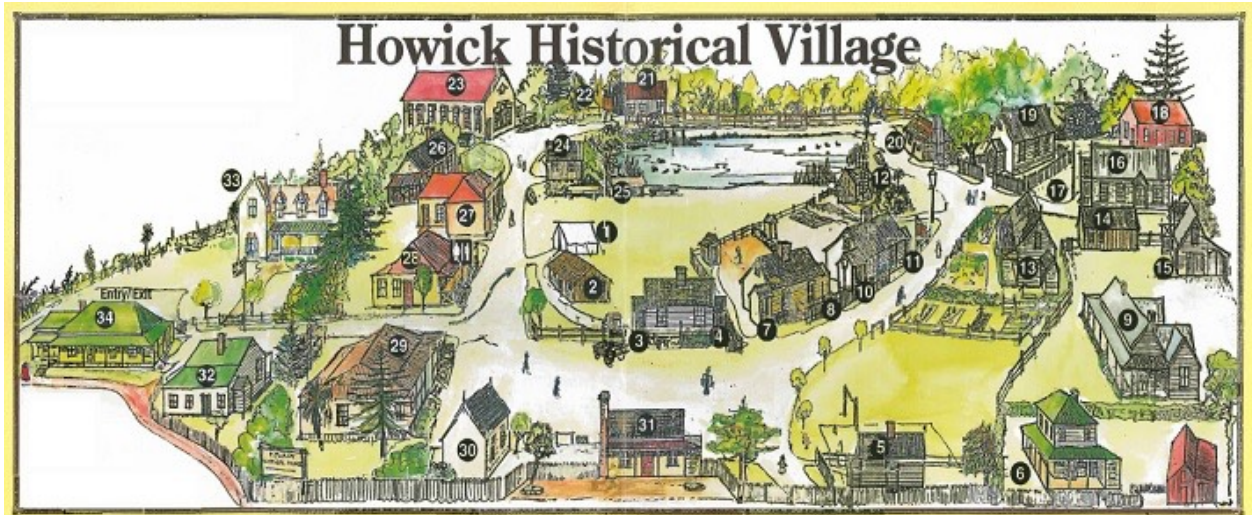


What is coming up - Calendar and events

We are contemplating an outing to Howick Historical Village possibly September or October

For those that have not been this is a wonderful Photographic outing. Set up with many buildings to see and photograph as well as once a month they hold 'Live days' where staff dress up in the period costumes to really give the place a realistic flavour!

At this stage the date has not been confirmed but keep an eye on future newsletters!



More details on the village can be found on their website [Here](#)

Here are a couple of shots I took on my last visit



Who got what**Points****Images Results August 2017****Intermediate**

1st Place	<i>Ewen McIntyre - Strange Bedfellows</i>
2nd Place	<i>Julie Carswell - Textured Textures</i>
3rd Place	<i>Raewyn Lane - Prickles</i>
Honours * 2	
Honours * 1	<i>Julie Carswell, Angela Hale, Raewyn Lane, Ewen McIntyre</i>
Highly Commended * 2	<i>Margaret Donald</i>
Highly Commended * 1	<i>Peter Billings, Julie Carswell, Sharon Hickman, Raewyn Lane, Ewen McIntyre, Amy Shephard, Diane Todd</i>

Intermediate Points

Member	Set	Open	Bonus	Aggregate
<i>Julie Carswell</i>	85	12	15	112
<i>Robyn Wilkinson</i>	10	57	5	72
<i>Ewen McIntyre</i>	79	9	5	93
<i>June Handley</i>	36	41		77
<i>Diane Todd</i>	33	49		82
<i>Margaret Donald</i>	73	9		82
<i>Gary Morriss</i>	38	25		63
<i>Raewyn Lane</i>	41	28		69
<i>Anita Harris</i>	41			41
<i>Angela Hale</i>	13	25		38
<i>Sharon Hickman</i>	31			31
<i>Amy Shephard</i>	23			23

Who got what

Points

Images Results August 2017

Advanced

1st Place	<i>Lynn Johnstone - Crinkled with age</i>
2nd Place	<i>Bev McIntyre - Tiny faded beauty</i>
3rd Place	<i>Barry Easton - Two sheds</i>
Honours * 2	<i>Bev McIntyre</i>
Honours * 1	<i>Barry Easton , Bill Fitzgerald, Lynn Johnstone</i>
Highly Commended * 2	<i>Stuart Braithwaite</i>
Highly Commended * 1	<i>Sandy Campbell, Barry Easton ,Bill Fitzgerald, Lynn Johnstone</i>

Advanced Points

Member	Set	Open	Bonus	Aggregate
<i>Bev McIntyre</i>	57	36	5	98
<i>Stuart Braithwaite</i>	63	7	5	75
<i>Bill Fitzgerald</i>	33	39	5	77
<i>Lynn Johnstone</i>	41	30	5	76
<i>Barry Easton</i>	36	27	5	68
<i>Sandy Campbell</i>	44	7		51
<i>Linda Hart</i>		12	5	17

Points Scoring

Set Honours	13	Open Honours	12
Set Highly Commended	10	Open Highly Commended	9
Set Merit	8	Open Merit	7
Set Acceptance	5	Open Acceptance	4
Bonus points	-	1st place overall Set or Open	-
			5



Who got what

Submitted Photo's

Advanced



First place overall ADV - Honours

Crinkled with age - Lynn Johnstone



Third place overall - Honours

Two sheds - Barry Easton



No Title - Honours
Bill Fitzgerald



Apple Pie and Icecream - Highly Commended
Bill Fitzgerald

Who got what

Submitted Photo's

Advanced



Loves basking in the sun

Highly Commended


Lynn Johnstone



Rock Wall

Highly Commended

Sandy Campbell




Tranquil

Highly Commended

Barry Easton



Alstromeria - Lily of the Incas - Stuart Braithwaite - Highly Commended



Lotus - Stuart Braithwaite - Highly Commended



Afternoon rest - Highly Commended - Peter Billings



Skyscrapers - Merit - Peter Billings



Frosty- Highly Commended - Raewyn Lane



From Highway 74 - Merit - June Handley



Fantail- Merit - June Handley

Editors Note

If you want your Print image from the night shown in the newsletter or on the club webpage [Gallery](#)

We need a Digital Copy!



Strange Bedfellows - Ewen McIntyre - Honours and first place overall Intermediate



Tracks - Ewen McIntyre - Highly Commended

Tip & Tricks

As the next workshop is Macro and other gadgets thought I would add some Tips and Tricks for Macro work.

Personally I have a couple of Macro lens, a Nikon 60mm which is an older D lens (fits the older film cameras, remember them?) and also a newer Nikon 40mm which is an entry level Macro lens. I also have a number of tools I use which I will be bonging to our Macro and Gadget workshop. I use a small Tripod, I have a couple I use depending on how easy it is to get to the subject you're trying to shoot. Also I use a manual focusing rail and I also have a Ring Flash, just a cheap one, plus a remote. Regardless of the gear you have you can get good shots without spending lots of money, I have got some reasonable shots with close up filters on my old film cameras many years ago and also with the Point and shoot cameras today many have a macro and super macro setting.

The good thing with Macro work is you can find lots to photograph normally in a very small area! Flowers, Insects, water drops, leaves, etc, all can be found in your garden without moving very far. What Macro does need though is patience and practice!

Depth of Field

This is possibly the core factor in successful macro shooting. When you focus, the depth of field includes the plane you focus on plus an area in front of and behind that plane. Half of the sharpest area will be in front of the plane and half will be behind it.

Depth of field varies with the lens aperture, focal length and the camera-to-subject distance.

Competent use of it will give you a subject in pin-sharp focus with the background in soft focus: a soft focus background isolates a subject, making it stand out sharply.

Background

Take care to position your macro subject against an appropriate background: no confusing fuzz, no bright spots; dark backgrounds for light subjects and vice versa. (True for all photography!)

Lighting

You've probably set up the camera only centimetres from the subject. Flash can overexpose the shot, this where the Ring Flash can help sometimes. If you're working in filtered daylight you can help by scattering small reflectors around the subject.

Focus

In macro photography it is advantageous to have full charge over focusing — especially when you want to have control over that part of the subject you want in focus. If your camera allows manual focusing, use it and manually focus on the part of our subject that is the main point of interest.

If you have not tried Macro work, it is very enjoyable and hopefully you will come along to the workshop in September to see and try some of the gadgets we will have there.




Parting Shot

Editors Note

Still waiting to hear from you all as to what you would like to see in the Newsletter and especially what you would like as club organised events and outings.

The Committee has a planning session coming up in the next few months to plan the new years calendar so please do put any suggestions in. It is YOUR Club!

And as I have left this months newsletter to the last minute and cant think of much else to put in the parting shot, here is a few of shots I took at the Otorohanga SteamFest held the same day as some of you brave individuals went to Port Waikato for an early morning photoshoot!



Your Committee

President:	Stuart Braithwaite	<u>president@images.org.nz</u>
Immediate past President:	Bill Fitzgerald	<u>pastpres@images.org.nz</u>
Vice President:	Bev McIntyre	<u>vicepres@images.org.nz</u>
Treasurer:	Lynn Johnstone	<u>treasurer@images.org.nz</u>
Digital Convenor:	Lynn Johnstone	<u>digitalconv@images.org.nz</u>
Secretary:	Bev McIntyre	<u>secretary@images.org.nz</u>
Newsletter Editor:	Barry Easton	<u>newsletter@images.org.nz</u>
Membership information:	Ian Stewart	<u>info@images.org.nz</u>
Webmaster:	Stuart Braithwaite	<u>webmaster@images.org.nz</u>
General committee:	Angela Hale	

