



Creative Shotz

Issue 118 - September 2017



Over a coffee

News and ramblings from your editor



Events, Exhibitions, Competitions & Workshops

Things to photograph around Auckland & Waikato, Competitions to enter and workshops being offered around the country that are not club organised



What has been happening and what is coming up

Reviews of Outings & Workshops we have done and whats coming up



Who got what

The points table and submitted images from last meeting



Tips and tricks

Helpful hints and techniques & learning

Over a coffee

Welcome to the September Images Newsletter!

What a month we have had so far, Spring has arrived, as has daylight saving and occasionally we even get a sunny day! Looking forward to those extra hours after work to maybe get my camera out and use it. Once all the chores are done off course!!

We have had a few new members arrive and join the club so welcome to, Amy Shepard , Peter Billings, and Barrie and Kathy Pengelly. Barrie being a top bloke of course with a name like and he rides motorcycles too , so welcome to Images one and all!

If you have any questions please do ask, most of the Committee are nice and helpful and have been trained to not bite ;)

That brings me onto a new segment we introducing on Club Nights when we are having internal judging. We now will be having a 15 minute question and answer time so the floor will be yours. Will see how it goes at the next internal club judging meeting so don't be shy, ask away. If you have a specific question about your Camera or equipment, please do bring in your manual or even send your question in a few days before so someone on the Committee can be prepared with the right answer. This helpful segment will be being held at the end of the evening before we pack down.

Last months club night I hear we showed some of the images that were submitted into the shootout, for those that missed them there will be some of the entries in next months newsletter.

We have a busy October coming up with a couple of great venues for an outing and a follow up to the Macro workshop, hope you can come along. Details are further down in the newsletter.



Events, Exhibitions, Competitions & Workshops



The [Nelson Camera Club](#) are proud to be hosting the 2017 Southern Regional Convention on the 13th – 15th October.

All PSNZ and Camera Club members are invited to attend this fun, practical and educational event.

Registrations are open – [you can register to attend here](#)

Speakers include:

Ken Ball & Wendy Verity (two Australian speakers)

Esther Bunning

Tracey Scott NZIPP, AFIAP, FPSNZ, Dip. F.A.

Terry Hann GMNZIPP

The event will be at the Richmond Town Hall, 7 kilometres from Nelson. Within walking distance is accommodation, shops and two mobile camping parks are nearby.

Come and enjoy a weekend of photography, entertainment, outings, and presentations.

Meet old friends and make new ones.

Visit the trade stands and treat yourself to some new equipment.

For those who cannot leave their cameras alone the Wakefield Steam Museum will be fired up complete with models and there will also be an early morning excursion to the light house on Boulder Bank for those sunrise and nature enthusiasts.

More information can be found at the convention website <http://southern.photography.org.nz>

Steampunk the Thames

A huge programme!! And an Images outing on November 11th!!

Full details available on their website [Here](#)

For those that haven't been to a Steampunk festival they are excellent Photo opportunities with great costumes and carnival atmosphere, well worth while.

*Another Steampunk outing is the Steampunk Express 2017
28th October @Pukemiro Bush Tramway Club , 1153a Rotowaro
Details [Here](#)*

Canon Online competition

The aim of the competition is to encourage the development of creative photography through digitally projected images.

The competition runs throughout the calendar year with images being submitted bi-monthly by the 25th of February, April, June, August, October and December.

October closes 25th October

There are trophies for the winner of each round as well as for the overall winner of the competition.

This competition is only open to PSNZ members. You must be a fully paid up member of PSNZ to participate.

For full details of the rules please see the bylaw that governs this competition by clicking [this link](#).



What has been happening and what is coming up

The September Gadgets and Macro workshop had a great turn out and hopefully those that came had an enjoyable day and learned some stuff (other than how to go spend money on new Camera gear!) Report from Bev and Photos from Ewen.

Gadgets & Mini Macro Workshop

Sunday, 17th September saw club members assemble at the Patumahoe Bowling Club with an array of photographic equipment for a few hours of learning & fun.




Ewen was trying out Lynn's remote shutter release to take these images.



Bill gave a quick welcome and introduction on tripods and other equipment then Barry spoke about macro. Then it was on to playtime. June had been thinking about buying herself a macro lens so borrowed Bev's one to try out. She had so much fun with it she raced off to town on Monday and bought her own one.

Margaret was able to have a play with the macro filter she had for her lens, and found it was far more successful when it is really close to the subject rather than further away.



Ewen discovered that if he used Bill's dedicated crop sensor lens on his old full frame Canon 5D he got an interesting effect.



Ewen amused himself by using an old 300D Canon & film lens to take the above photo



Bev found that if you push a variable graduated filter too far you end up with a strange halo effect on the image.



Bev tried Barry's infrared filter. The raw image is an interesting colour but the processed image seemed to have quite striking looking clouds.

I hope we can do something similar again in the future with maybe targeted gear. And I also hope that everyone enjoyed the time together to learn new skills and find out about different gear. Bev



We had a little play with Helicon Focus programme for stacking multiple images with different focus points and then checked out Lightroom. Barrie, one of our newest members was seen with a notebook out, busily writing down his wish list. I hope he manages to get some of the things on his list.

What has been happening and what is coming up

Auckland Shootout

Images Photography Group participated for the third time in this fun inter-club competition.

Our team of eight had one week from Saturday 19th August to Friday 25th August to take images for our entry set of six images covering six subjects by six different people.

Confused? Yes, it is a challenge to cover off all six subjects with six different photographers. Sometimes a great image has to be left out because we have to cover off the subject with another person's photo. It is an exercise in cooperation & team work.

We are happy with the set we submitted and are eagerly awaiting the BIG REVEAL on Sunday 8th October at 1pm.

The reveal is to be hosted by North Shore Photographic Society at the East Coast Bays Bridge Club Building, Lyons Avenue (opposite Montana Ave), Murrays Bay, Auckland.

Please come along & support your Images team if you can. They are up against about 9 other Auckland clubs, so need all the support they can get.

I am sure there will be opportunities to car pool, we will be transporting grandchildren for part of the journey so unfortunately will not have space for additional passengers.

But make it if you can & we will see you there. Photos with results will be in next newsletter.

Bev

Convenor

Ps. Some of the team enjoyed the experience so much they would like to see a similar 'within club' competition run next year with maybe teams of three.

So we will put it on the agenda for the planning meeting & see what we come up with.



Print and Digital Submission helpful hints and reminder!!

Submission of Images - Print:

Images are presented to the Print Convenor each club night. The minimum image size is 6" x 8". All prints must be presented on suitable stiff card with matt on top, with the owners name and club number shown on the reverse of the print, along with the title.

Sample:

Title: Blue Duck

Name: Joe Smith

Club Number: 066

Grade: Int or Adv

Catergory: Set or Open

Date: 0216

Submission of Images - Digital:

Images are to be emailed to the Digital Convenor digitalconv@images.org.nz a minimum of two days prior to club nights.

Any late entries are not guaranteed to be included for grading.

Images need to be .jpg's and named using the following format:

FileName-Title-MemberName-ClubNumber-Grade-Category-Date.jpg

each part of file name to be separated using a minus sign (-) (Don't use dots or commas as separators)

Club number: to be 3 digits i.e. 066

(for visitor/casual entrants images entered please use xxx as club number)

Grade: to be Int or Adv

Category: to be Set or Open

Date: to be the competition month and year entered in the format mmyy

eg - February 2016 would be represented as: 0216

Sample file name: BlueDuck-JoeSmith-066-Int-Set-0207.jpg

Images are required to be formatted as follows:

File type - jpg format

Size - to fit within 1024 wide x 768 tall (pixels)

For more information on resizing your entries, please refer [Here](#)



What is coming up - Calendar and events

October

<i>Tuesday 10th October - Club Night</i>	<i>Theme "Scapes B&W" & Open, Outside Judge</i>
<i>Sunday 15th October- Outing</i>	<i>Howick Historic Village</i>
<i>Sunday 29th October - Workshop (follow up)</i>	<i>Macro follow up - Ohaupo Tree Church</i>

November

<i>Tuesday 14th November - Club Night</i>	<i>No Theme "Everyones Different showing"</i>
<i>T'BA November - Workshop</i>	<i>TBA</i>
<i>Saturday 11th November - Outing</i>	<i>Thames : Art Deco Buildings and Steampunk</i>

December

<i>Tuesday 12th December - Club Night</i>	<i>Theme "Thames" & Open, Outside Judge</i>
<i>T'BA December- Workshop</i>	<i>Possibly Summer assignment tips and tricks!</i>
<i>T'BA December- Outing</i>	<i>Possibly an overnighter! TBA</i>

Quote of the Month

"Photography for me is not looking, it's feeling. If you can't feel what you're looking at, then you're never going to get others to feel anything when they look at your pictures."

Don McCullin

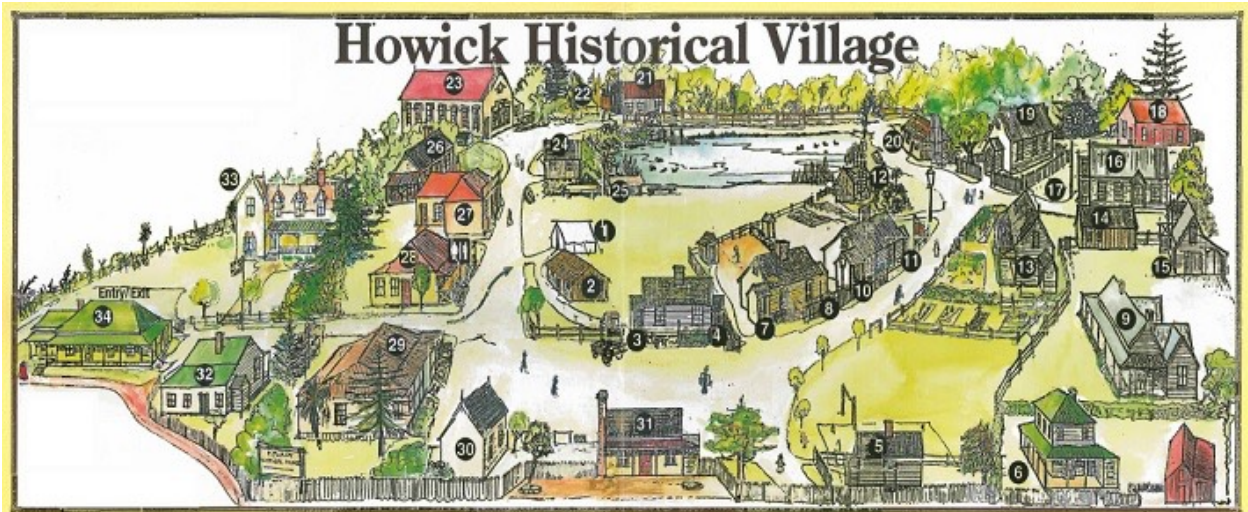


What is coming up - Calendar and events

We have an outing to Howick Historical Village October 15th!

For those that have not been this is a wonderful Photographic outing. Set up with many buildings to see and photograph as well as once a month they hold 'Live days' where staff dress up in the period costumes to really give the place a realistic flavour!

We plan on meeting at the Cafe onsite at 10AM and expect to be inside the village no later than 10:45 so if you want a cuppa first, be on time!



More details on the village can be found on their website [Here](#)

Editors Note, this does cost to enter the village, details are on their website.

Here are a couple of shots I took on my last visit



Howick

Historical Village

Howick Historical Village live day. “Trouble on the High Seas”

Date: 15th October

Time: 10am at the Cafe

Where: Bells Road, Lloyd Elsmore Park

Cost: Adults \$16, Seniors \$12 or

Group of ten or more \$11 per Adult

Exit the motorway at Manukau. Follow the road signs to Botany via Te Irirangi Dr, then continue along Botany Rd, veering left at the first roundabout onto Aviemore Dr, and left again at the second roundabout onto Cascades Rd. Lady Marie Dr is on the right, just past a pedestrian crossing.

If you wish to car pool, talk to other club members who are going, to organise car pooling.

*Please register your interest with Lynn,
treasurer@images.org.nz*



Macro workshop follow up

We decided we will go somewhere little further afield that has a wonderful garden and lots of great photo opportunities. Hopefully being Spring there will be a great selection of plants and the obligatory bee's etc to get some practice in for what you may have learned at the Macro workshop. This will be an opportunity for those that want some extra tips to come and ask the committee members there.

It is an workshop outing no classroom activities however you will be given some homework to do and not just on Macro photography!!

For those that have not been to the Ohaupo Tree Church, Here is their website with more details. It is a great spot to take photo's or get married, if anyone is planning that :)

The 'Tree Church' is exactly that, a church made from living trees!

We will need to know numbers so please let Lynn know on October Club night so we can let the lovely owners know how many of us may be coming out of courtesy.

Admission is \$15 per person.

Open to the public Sundays and Tuesdays 10.00am – 4.00pm

Ohaupo is just outside Hamilton heading South

On the off chance that the weather is not suitable for such a lovely outdoor venue we will have an inside option, probably in Hamilton itself or Te Awamutu





The Thames Steampunk festival 2017

Happening 9th - 12th November 2017

Opportunity to Photograph the Art Deco buildings of Thames and the Steampunk festival, for December club night theme

Date: Saturday 11th November, the parade begins at 10.30

Bring along lunch with you or buy there and of course your camera

For those wishing to car pool, speak to others in the club who are intending to go down and make arrangements, when and where to meet and time.

Please register your interest in coming with Lynn at treasurer@images.org.nz



Images Results September 2017**Intermediate**

1st Place	<i>Julie Carswell "A reflective Wine"</i>
2nd Place	<i>June Handley "Lake Sylvan"</i>
3rd Place	<i>Peter Billings "Mac-Nut Farm"</i>
Honours * 2	
Honours * 1	<i>Julie Carswell, Peter Billings, June Handley, Gary Morriss</i>
Highly Commended * 2	
Highly Commended * 1	<i>Raewyn Lane, Ewen McIntyre, Amy Shephard, Robyn Wilkinson</i>

Intermediate Points

Member	Set	Open	Bonus	Aggregate
<i>Julie Carswell</i>	98	12	20	130
<i>Robyn Wilkinson</i>	10	66	5	81
<i>Ewen McIntyre</i>	89	9	5	103
<i>June Handley</i>	49	41		90
<i>Diane Todd</i>	33	49		82
<i>Margaret Donald</i>	83	9		92
<i>Gary Morriss</i>	51	25		76
<i>Raewyn Lane</i>	51	28		79
<i>Anita Harris</i>	41			41
<i>Angela Hale</i>	13	25		38
<i>Sharon Hickman</i>	31			31
<i>Amy Shephard</i>	33			33

Who got what

Points

Images Results September 2017

Advanced

1st Place	<i>Bill Fitzgerald " No title"</i>
2nd Place	<i>Lynn Johnstone " Round the garden path"</i>
3rd Place	<i>Bev McIntyre "Afternoon Catch up"</i>
Honours * 2	
Honours * 1	<i>Bill Fitzgerald, Lynn Johnstone</i>
Highly Commended * 2	
Highly Commended * 1	<i>Sandy Campbell, Stuart Braithwaite , Bev McIntyre</i>

Advanced Points

Member	Set	Open	Bonus	Aggregate
<i>Bev McIntyre</i>	67	36	5	108
<i>Stuart Braithwaite</i>	73	7	5	85
<i>Bill Fitzgerald</i>	33	51	10	94
<i>Lynn Johnstone</i>	54	30	5	89
<i>Barry Easton</i>	36	27	5	68
<i>Sandy Campbell</i>	54	7		61
<i>Linda Hart</i>		12	5	17

Points Scoring

Set Honours	13	Open Honours	12
Set Highly Commended	10	Open Highly Commended	9
Set Merit	8	Open Merit	7
Set Acceptance	5	Open Acceptance	4
Bonus points	-	1st place overall Set or Open	-
			5



Who got what

Submitted Photo's

Advanced



First place overall ADV - Honours

Bill Fitzgerald
"no title"

Editors Note: Name your entries!



Who got what

Submitted Photo's

Advanced



2nd place overall ADV - Honours

Lynn Johnston


'Round the Garden Path'



3rd Place overall - ADV (Print) Bev McIntyre " Afternoon Catch-up"



Highly Commended - Sandy Campbell - "Single Droplet"



Highly Commended - Stuart Braithwaite - "No Title"

Who got what

Submitted Photo's

Intermediate



First place overall - Intermediate - Julie Carswell "A reflective wine"



2nd place overall - Intermediate - Honours- June Handley - "Lake Sylvan"



3rd place overall - Intermediate - Honours- Peter Billings - Mac Nut Farms"



Honours- Gary Morriss "Autumn Reflections"



Highly commended - Amy Shepherd - "Building"



Highly Commended - Raewyn Lane - Mud Puddle"



Highly Commended - Margaret Donald - "White Faced Heron"



Highly Commended - Robin Wilkinson - "2 Cousins"



Highly Commended - Ewen McIntyre - "City Contrasts"

Editors Note

If you want your Print image from the night shown in the newsletter correctly like Ewen's photo above , or on the club webpage [Gallery](#)

We need a Digital Copy please!

Tip & Tricks

Getting photographic letters after your name!

When I first joined Images, for some members the desire was to improve their skills and abilities and get further recognition. This is not for everyone of course, however one of the recognised ways of showing this can be to apply and receive one of the PSNZ Honours which gives you a selection of categories of 'letters'

The starting point for those that do wish to go this path is to become a LICENTIATE (LPSNZ)

This involves submitting a Portfolio of 10 images. Your portfolio may be in the form of prints or projected images.

The categories are: Open or Nature.

In either category (Open or Nature) a Licentiateship is awarded for "proficiency of a high order in practical photography." This means the applicant must demonstrate sound basic technical ability, along with good compositional skill, and awareness of lighting. Proficiency implies skill with the camera and in processing and presenting images.

A Licentiate submission does not require a theme. Photographic proficiency is best demonstrated by a diversity of approach. For example, by a variety of subject matter; variety of lens choice; variety of viewpoints etc.

The standard of individual images in a successful Licentiate portfolio is likely to be at Acceptance or Honours level in the larger or stronger clubs, or from those clubs that consistently do well in PSNZ inter-club competitions.

*A key factor for success, however, is the coherent and pleasing manner in which the portfolio is put together. That is to say, the images must "hang together" as described in the section on **Portfolio Arrangement**.*

This is not for the faint hearted!

Many have tried and failed, though we do have a few members past and present who have had this recognition, and more. After the LPSNZ there are two more categories, which obviously get harder though certainly worth pursuing and improving your own skills and knowledge.

Our yearly summer Assignment is a starting point and way for you to learn to compile a true portfolio of outstanding photos.

Parting Shot

Editors Note

Still waiting to hear from you all as to what you would like to see in the Newsletter and especially what you would like as club organised events and outings. The Committee has a planning session coming up December to plan the new years calendar so please do put any suggestions in before then.

It is YOUR Club!



Your editors new toy :)

Your Committee

President:	Stuart Braithwaite	<u>president@images.org.nz</u>
Immediate past President:	Bill Fitzgerald	<u>pastpres@images.org.nz</u>
Vice President:	Bev McIntyre	<u>vicepres@images.org.nz</u>
Treasurer:	Lynn Johnstone	<u>treasurer@images.org.nz</u>
Digital Convenor:	Lynn Johnstone	<u>digitalconv@images.org.nz</u>
Secretary:	Bev McIntyre	<u>secretary@images.org.nz</u>
Newsletter Editor:	Barry Easton	<u>newsletter@images.org.nz</u>
Membership information:	Ian Stewart	<u>info@images.org.nz</u>
Webmaster:	Stuart Braithwaite	<u>webmaster@images.org.nz</u>
General committee:	Angela Hale	